

## Full Length Research Paper

## Behavior and water needs of sesame under different irrigation regimes: Analysis of growth

José Rodrigues Pereira<sup>1\*</sup>, Hugo Orlando Carvalho Guerra<sup>2</sup>, José Renato Cortez Bezerra<sup>1</sup>, João Henrique Zonta<sup>1</sup>, Whéllyson Pereira Araújo<sup>2</sup> and Érica Samara Araújo Barbosa de Almeida<sup>2</sup>

<sup>1</sup>Embrapa Cotton, Rua Oswaldo Cruz, 1.143 - Centenário, CEP 58.428-095, Campina Grande, Paraíba State, Brazil.

<sup>2</sup>Campina Grande Federal University – UFCG, Rua Aprígio Veloso, 882 - Universitário, CEP 58.429-140, Campina Grande, Paraíba State, Brazil.

Received 28 November, 2016; Accepted 16 March, 2017

The aim of this work was to evaluate the growth of sesame BRS 196 CNPA G4 in different irrigation depths (305, 436, 567 and 698 mm), applied on the basis of crop evapotranspiration– ET<sub>c</sub> (the depth of 567 mm was equal to 100% ET<sub>c</sub>). It was conducted at Embrapa Cotton, in Barbalha County, Ceará State, Brazil, 2012. The experiment was in randomized blocks, with treatments distributed in plots with three replications. The ET<sub>c</sub> was calculated by multiplying the reference evapotranspiration (ET<sub>o</sub>), determined by the Penman-Monteith method, by the crop coefficients (K<sub>c</sub>), recommended for each phenological stage of the crop and by FAO. For the other irrigation treatments, the ET<sub>c</sub> was multiplied by 0.4, 0.7 and 1.3 (40, 70 and 130% of ET<sub>c</sub>). Primarily, height, stem diameter, leaf area and leaf area index were measured at 27, 48, 69 and 90 Days After Emergence (DAE), and then the absolute and relative growth rates in height, stem diameter and leaf area were estimated. It was concluded that height, stem diameter, leaf area and leaf area index of sesame BRS 196 CNPA G4 increased with irrigation; the highest growth occurred until 70 or 75 DAE, and the greatest growth was obtained, in general, in 698 mm of irrigation depth.

**Key words:** *Sesamum indicum* L., evapotranspiration, growth rates, water stress.

### INTRODUCTION

Sesame (*Sesamum indicum* L.), is considered economically underused (Were et al., 2006), by the International Plant Genetic Resources Institute (IPGRI). This is because it is an alternative source of protein for consumption and enrichment of other products, in

phytotherapeutic and phyto-cosmetic segments (Chakraborty et al., 2008). In the Northeast, its exploration remains at subsistence levels (Andrade, 2009).

Arid and semi-arid regions are characterized by

\*Corresponding author. E-mail: jose.r.pereira@embrapa.br. Tel: +55 83 3182 4373. Fax: +55 83 3182 4367.

irregular and low rainfall and high evaporation. Therefore, since it supplements the natural rainfall, irrigation enables an increase of yield, especially in these regions (Farias et al., 2000). Sesame tolerate drought, but not waterlogging, this means that, once established, it is resistant to high water pressure in the soil more than other crops, but it does not grow well with little water (Kim et al., 2006).

Thus, it is necessary to check the crop's behavior in different applied volumes of water and identify the stages of higher consumption or critical periods where the lack or excess of water causes a growth decrease (Bernardo et al., 2009). The chronological monitoring identifies the regulatory mechanisms of periodic rhythm of growth (Abdulla et al., 2011; Leela et al., 2011). Despite using only primary data, non-destructive growth analysis is a useful and efficient tool, and may be complete if growth rates are calculated (Fontes et al., 2005; Cardoso et al., 2006; Barcelos et al., 2007).

This study aimed to evaluate the growth of sesame BRS 196 CNPA G4 in different irrigation depths applied on the basis of crop evapotranspiration (ETc).

## MATERIALS AND METHODS

The study was carried out at the Experimental Field of Embrapa Cotton, located in Barbalha county, CE State, Brazil (geographical coordinates: 07°19'S, 39°18' W and 409 m in relation to the sea level- Ramos et al., 2009) between August 4<sup>th</sup> and November 7<sup>th</sup>, 2012, in an area of Fluvi Neosol. The experiment was installed in randomized blocks, with 4 treatments (T<sub>1</sub>. 305, T<sub>2</sub>. 436, T<sub>3</sub>. 567 and T<sub>4</sub>. 698 mm of total net depth of water applied in the cycle, corresponding to the treatment T<sub>3</sub> to 100% of crop evapotranspiration - ETc), distributed in plots with 3 replications.

The chemical characterization (0 to 20 cm) of the soil carried out at the Soils Laboratory of Embrapa Cotton, Campina Grande, PB State, Brazil, was as follows: pH 6.8; 95.3; 49.2; 2.8; 1.4 and 0.0 mmol<sub>c</sub> dm<sup>-3</sup> of calcium, magnesium, sodium, potassium and aluminum, respectively; 5.4 mg dm<sup>-3</sup> of phosphorus and 12.3 g kg<sup>-1</sup> of organic matter. The soil preparation consisted of plowing with chisel plow. Fertilization (123-152-30 kg ha<sup>-1</sup>) was performed according to chemical soil analysis and technical advice from Embrapa Cotton. Sowing was done on August 8<sup>th</sup>, 2012 using 5 seeds of sesame BRS 196 CNPA G4, at each 0.20 m of the row, spaced at 0.70 m between rows.

The irrigations were performed by conventional spray, with efficiency of 75%, 0.34 MPa working pressure, using spray nozzles with 5.0 x 4.6 mm and rainfall of 10.54 mm h<sup>-1</sup>, spaced 18 x 12 m applying water to 0.40 m from the ground, that according to Amaral and Silva (2008), matches the profile of the soil explored by the roots of sesame. The irrigations were performed every 3 or 4 days due to clayey texture of soil of the area to promote a very low water infiltration into the soil. From the beginning of the maturation stage (67 DAE), irrigations was turned weekly, considering the smaller replacement required by the irrigation culture.

At every irrigation, the net depth (ND) of replacement (ND = ETc = ET<sub>0</sub> \* Kc) was function of the ET<sub>0</sub> of the period, estimated by the Penman-Monteith method using weather data from INMET Weather Station in Barbalha, CE State, Brazil, 500 m far from the experimental area and, the crop coefficients (Kc), contained in FAO 56 (Allen et al., 2006). The average Kc used were as follows (Allen et al., 2006): Phase I -

Establishment (2 to 5 DAE): 0.63 (Kc-initial); Phase II - Growth (6-32 DAE): 0.79 (Kc-intermediate); Phase III - Floration (33-66

DAE): 1.10 (Kc-medium) and; Phase IV - maturation (67-90 DAE): 0.25 (Kc-final).

Differentiation of irrigation treatments was started at 13 DAE. From then up to the last irrigation, on the other treatments, the replacement net depth (ND) calculated for the treatment based on 100% of ETc was multiplied by 0.4, 0.7 and 1.3 getting the replenishment volumes of irrigation treatments with 40, 70 and 130% of the ETc. Periodically, from 27 DAE, 4 plants were measured per plot: 1) plant height (H), distance between the base of the plant to its main pointer, in centimeters, with a tape; 2) stem diameter (SD), in millimeters, with a digital caliper, 1 cm above the soil surface and; 3) The longitudinal length of 10 leaves per plant (Severino et al., 2002), applying the equation  $S = 0.3552C^2$  (Silva et al., 2002), where S = leaf area per leaf - cm<sup>2</sup> and C = longitudinal length leaf - cm, S is multiplied by the total number of leaves of the plant, resulting in the total leaf area per plant (L<sub>a</sub> - cm<sup>2</sup>).

Based on measurements of these primary values in each time interval, using adapted equation of Reis and Muller (1978), some growth rates were estimated: Absolute growth rate in height - AGRH (cm d<sup>-1</sup>), relative growth rate in height- RGRH (cm cm<sup>-1</sup> d<sup>-1</sup>), absolute growth rate in stem diameter- AGRSD (cm d<sup>-1</sup>), relative growth rate in stem diameter- RGRSD (cm cm<sup>-1</sup> d<sup>-1</sup>), absolute growth rate in leaf area - AGRLA (cm<sup>2</sup> d<sup>-1</sup>), relative growth rate in leaf area- RGRLA (cm<sup>2</sup> cm<sup>-2</sup> d<sup>-1</sup>) and leaf area index- LAI (m<sup>2</sup> m<sup>-2</sup>).

Those variables of each treatment irrigation (Y<sub>305 mm</sub>, ..., Y<sub>698 mm</sub>) were subjected to several linear (polynomial: linear, quadratic, cubic and reverse from 1<sup>st</sup> to 3<sup>rd</sup> order) and non-linear (sigmoidal: sigmoid, logistic, weibull, gompertz, hill and chapman; Peak: normal log, gaussian, modified gaussian, lorentzian, pseudo-voight, weibull, etc.) functions, at 1 and 5% probability. The average data observed from those variables were adjusted only to non-linear functions sigmoidal-logistic (Equation 1) and peak-normal log (Equation 2) applied to the data by the statistical software Sigma Plot (Sigma Plot, 2011).

$$Y_j = a / (1 + ((x / x_0) ^ b)) \dots \dots \dots [1]$$

and

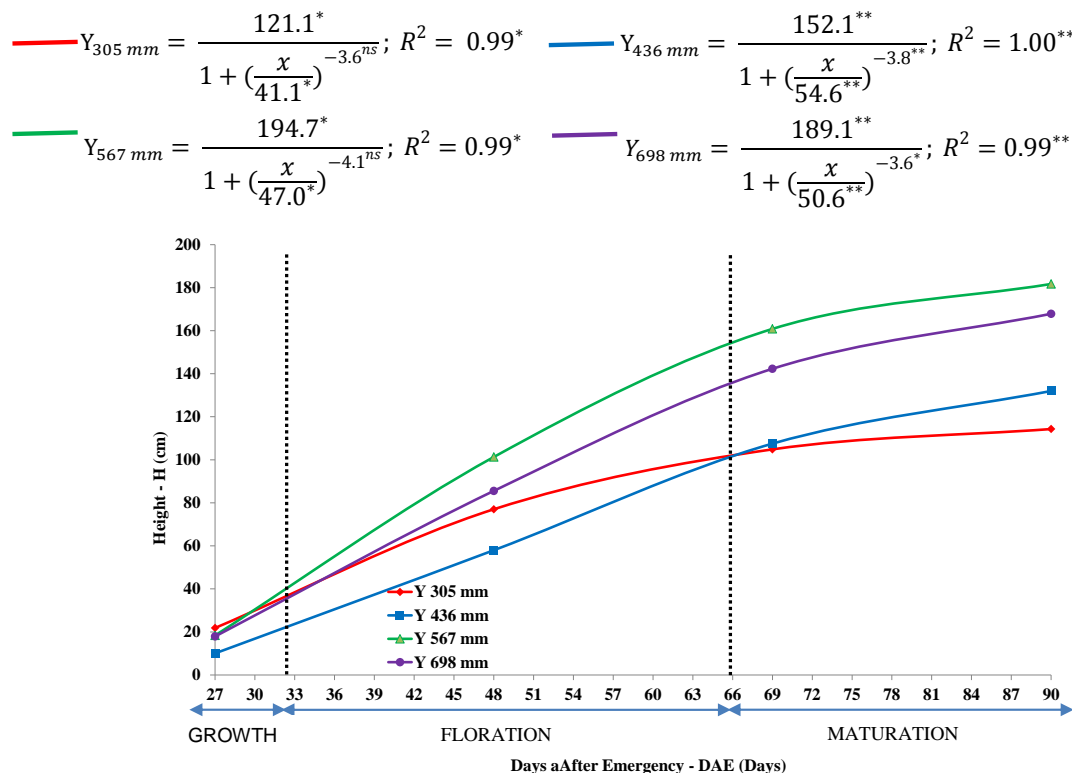
$$Y_j = (a/x) \exp [- 0.5 ((\ln (x / x_0) /b) ^ 2)] \dots \dots \dots [2]$$

in which: "Y<sub>j</sub>"- variable analyzed in each treatment "j" of irrigation (Y<sub>305 mm</sub>, ..., Y<sub>698 mm</sub>), "X"- number of Days After Emergence (DAE) of the plants, "x<sub>0</sub>", "a" and "b"- model parameters of the adjusted function, where "x<sub>0</sub>" is the inflection point of the equation, "a" = Y<sub>max</sub> - Y<sub>min</sub> and "b" - equation adjustment parameter.

## RESULTS AND DISCUSSION

The data of the plant height, relative growth rate in height, stem diameter and the absolute and relative growth rates in stem diameter was set to the non-linear model sigmoidal-logistic regression (Equation 1). Leaf area and leaf area index is set to non-linear regression model peak-normal log (Equation 2) (Figures 1 to 7). Growth height (H) is exponentially constant until it reaches a maximum at approximately 70 DAE from when it virtually stabilizes (Figure 1), confirming Allen et al. (2006) and Santos et al. (2010), using sesame BRS 196 CNPA G4 too, and Grilo Junior and Azevedo (2013) with sesame BRS Seda.

In the 567 mm depth, higher values were noted, over the cycle, for height followed by 698 mm (Figure 1), showing that the larger depths applied maximized the



**Figure 1.** Curves and adjusted equations of sesame BRS 196 CNPA G4 growth height throughout the cycle for each of the applied irrigation depths. Barbalha, CE State, Brazil, 2012

plant height, as observed by Viana et al. (2012). For Mesquita et al. (2013), with sesame BRS Seda, the depth 150% of  $ET_c$  maximized the plant height.

Non-linear regression models used did not fit the data of the absolute growth rate in height (AGR<sub>H</sub>). The non-linear regression model sigmoidal-logistic did not fit, considering the applied depth of 567 mm, to the data of the relative growth rate in height (RGR<sub>H</sub>) of sesame. In almost all applied irrigation depths, the RGR<sub>H</sub> decreased over the sesame cycle, showing the lowest decrease between 69 and 90 DAE (maturation phase) (Figure 2).

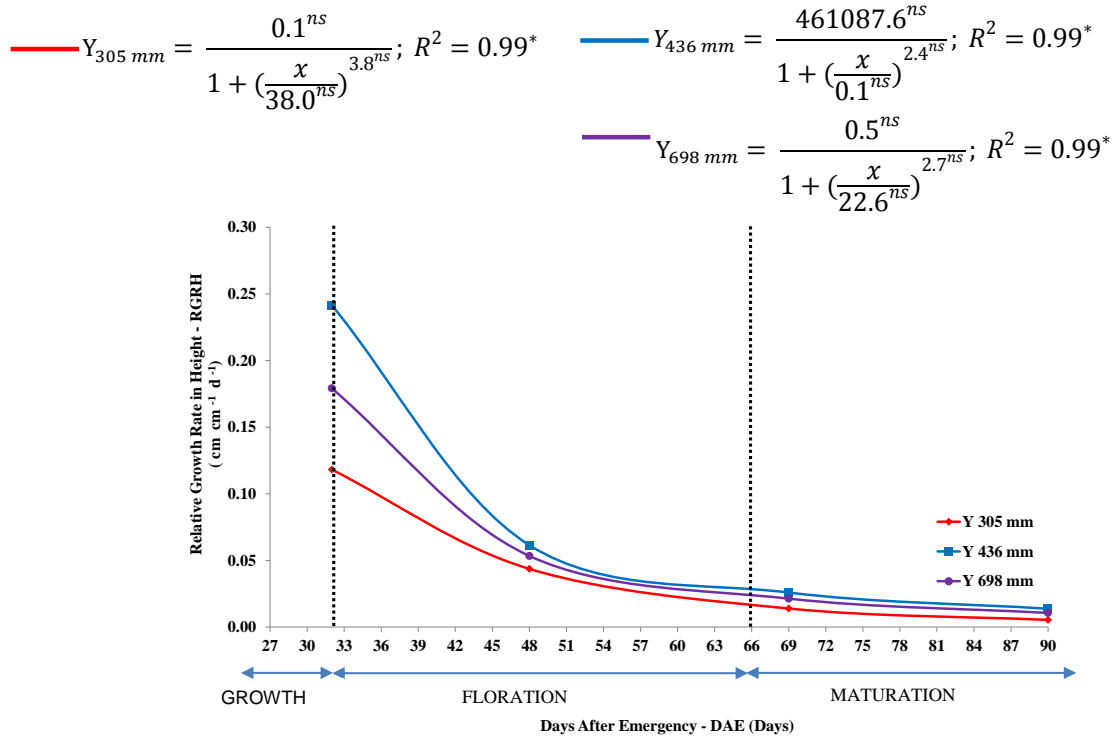
According to Abdelgadir et al. (2009) and Rashid et al. (2010), sesame growth rate at floration is usually low, making it even smaller after that stage until physiological maturity when it virtually ceases. At sufficient level of water in the soil, in case of 698 and 436 mm of irrigation depths, vegetative growth was favored, while at 305 mm of irrigation depth, water stress condition, the plants probably has reduced its vegetative growth, as evidenced by lower RGR<sub>H</sub> throughout the cycle (Figure 2).

According to Taiz and Zeiger (2009), water deficits, even moderate, lead to preferential growth of the roots towards the moist soil layers, after which the stomata closes, when the assimilated are directed to the fruits. The non-linear regression model sigmoidal-logistic did not fit the growth data of the sesame stem diameter (SD), considering the depths 436, 567 and 698 mm (Figure 3).

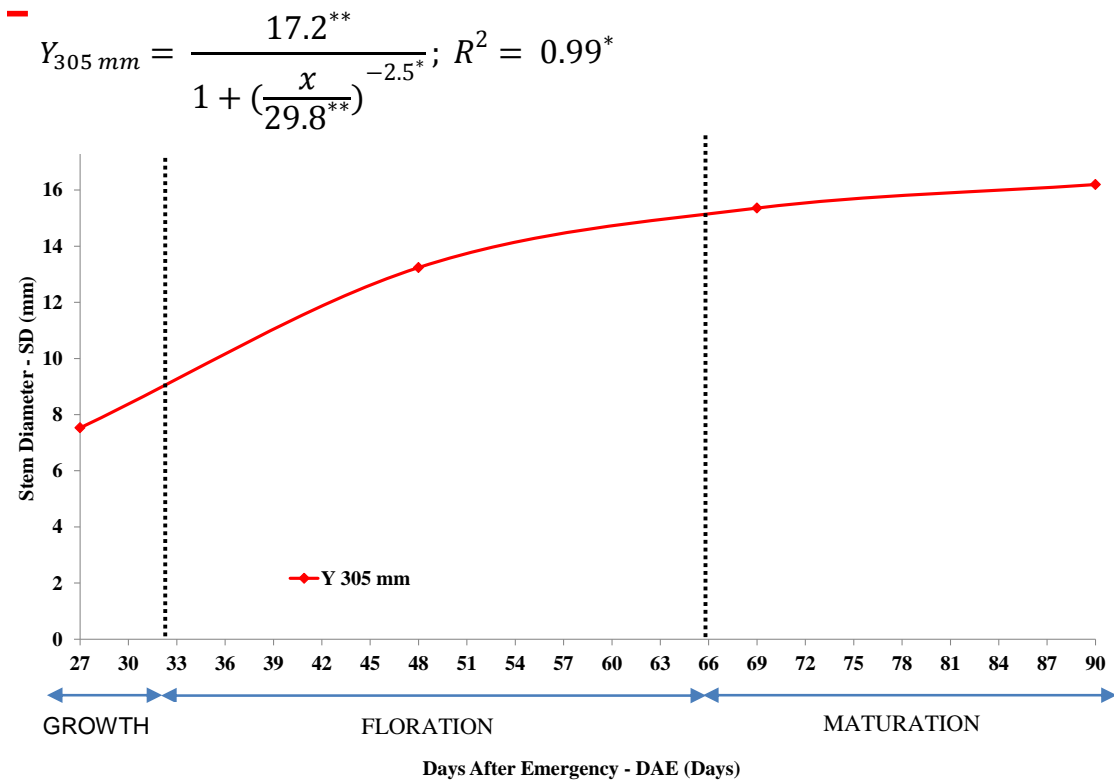
The stem diameter (SD) increased significantly, only for the applied water depth of 305 mm, throughout the cycle to approximately 70 DAE (initial maturation stage), corroborating statements of Allen et al. (2006) that after the Floration stage, growth virtually ceases (Figure 3). The non-linear regression model sigmoidal-logistic did not fit, considering the depths of 305, 436, 698 and of 436 and 698 mm, to the absolute growth rates (AGR<sub>SD</sub>) and relative growth rates (RGR<sub>SD</sub>) in the stem diameter, respectively (Figures 4 and 5). In the depths adjusted to the non-linear regression model sigmoidal-logistic, the AGR<sub>SD</sub> and RGR<sub>SD</sub> (Figures 4 and 5) decreased during the crop cycle, less intensely between 69 and 90 DAE (Maturation phase). This was as also reported by Abdelgadir et al. (2009) and Rashid et al. (2010).

In water stress, case of 305 mm depth (Figure 5), plants, possibly due to stomata closure, had reduced vegetative growth, initially probably investing in the growth of roots to the wetter soil layers, and later, as a survival matter, in reproduction (floration) (Taiz and Zeiger, 2009), with minor RGR<sub>SD</sub> throughout the cycle. In the leaf area ( $L_a$ ) and the leaf area index (LAI), intense increase in values was found for all applied water depths, over the cycle, from the floration stage to approximately 70 DAE, in the depth of 305 mm, or 75 DAE, in the remaining applied irrigation depths (Figures 6 and 7).

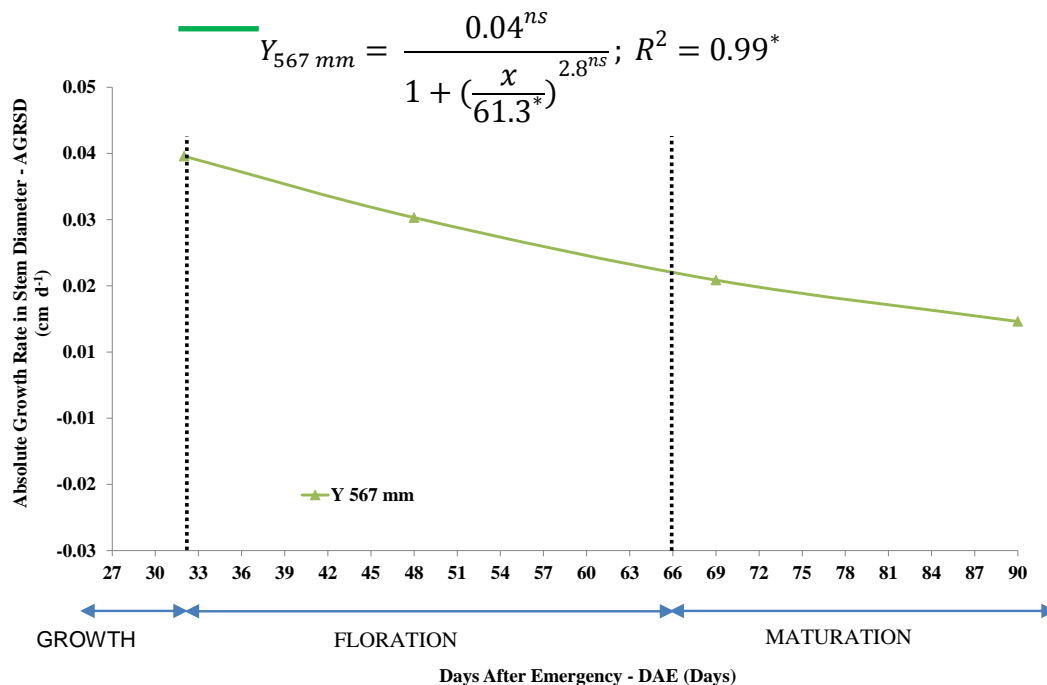
The results obtained (Figures 6 and 7) are similar to



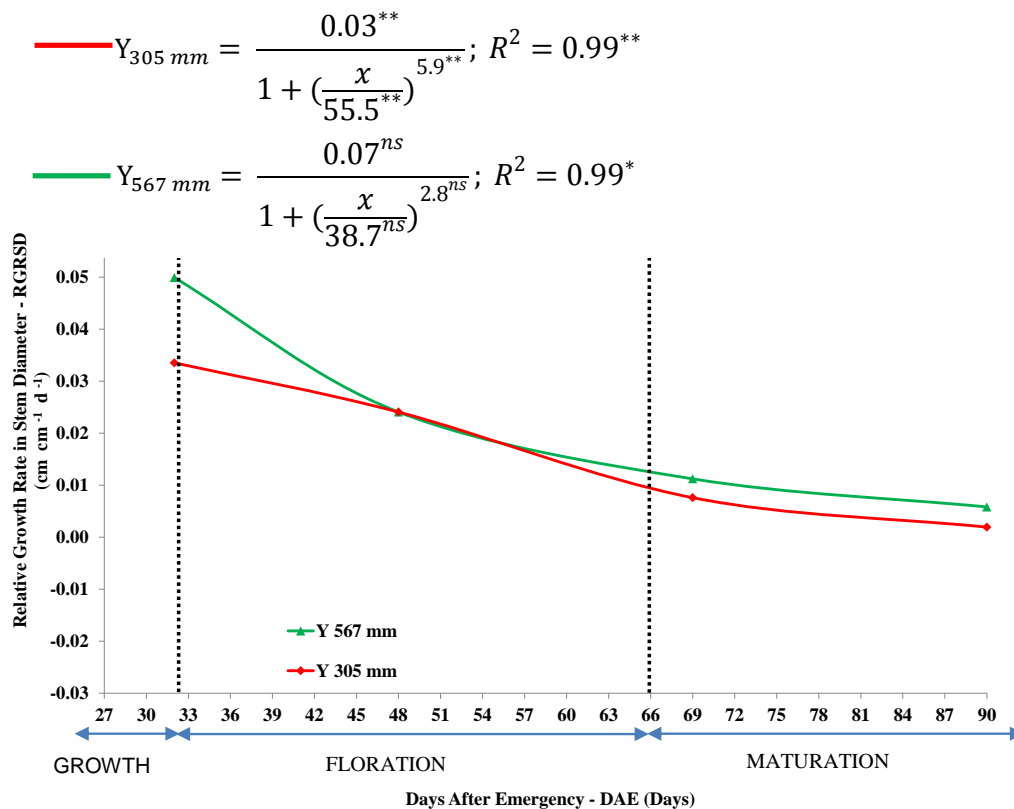
**Figure 2.** Curves and adjusted equations of the relative growth rate in height of sesame BRS 196 CNPA G4 throughout the cycle for each of applied irrigation depths. Barbalha, CE State, Brazil, 2012.



**Figure 3.** Curve and adjusted equation of the stem diameter growth of the sesame BRS 196 CNPA G4 throughout the cycle for each of applied irrigation depths. Barbalha, CE State, Brazil, 2012



**Figure 4.** Curve and adjusted equation of the absolute growth rate of sesame BRS 196 CNPA G4 stem diameter throughout the cycle for each of the applied irrigation depths. Barbalha, CE State, Brazil, 2012.



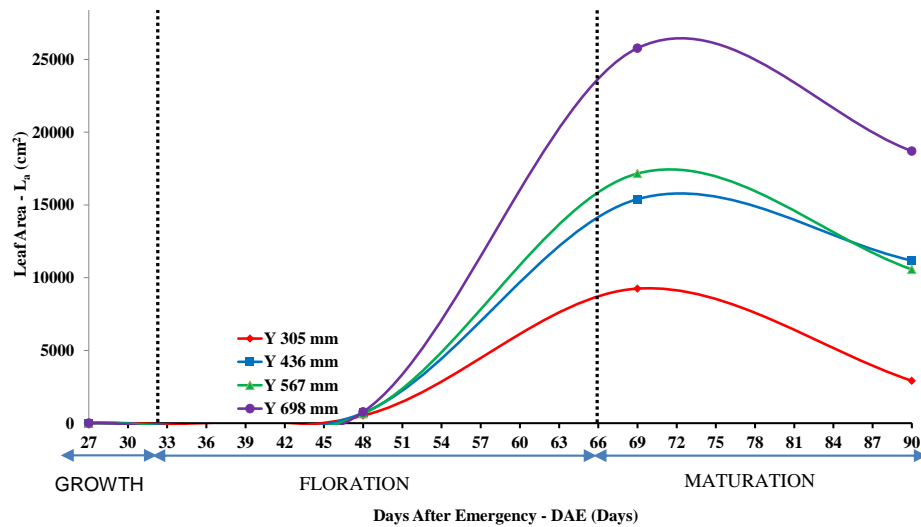
**Figure 5.** Curves and adjusted equations of the relative growth rate of sesame BRS 196 CNPA G4 stem diameter throughout the cycle for each of the applied irrigation depths. Barbalha, CE State, Brazil, 2012

$$Y_{305\text{ mm}} = \frac{666456.2^{**}}{x} \exp \left[ -0.5 \left( \frac{\ln \left( \frac{x}{72.3^{**}} \right)}{0.2^{**}} \right)^2 \right], R^2 = 0.99^*$$

$$Y_{436\text{ mm}} = \frac{135835.6^{**}}{x} \exp \left[ -0.5 \left( \frac{\ln \left( \frac{x}{78.3^{**}} \right)}{0.2^{**}} \right)^2 \right], R^2 = 0.99^{**}$$

$$Y_{567\text{ mm}} = \frac{1454389.2^{**}}{x} \exp \left[ -0.5 \left( \frac{\ln \left( \frac{x}{76.9^{**}} \right)}{0.2^{**}} \right)^2 \right], R^2 = 0.99^{**}$$

$$Y_{698\text{ mm}} = \frac{234940.0^{**}}{x} \exp \left[ -0.5 \left( \frac{\ln \left( \frac{x}{78.3^{**}} \right)}{0.2^{**}} \right)^2 \right], R^2 = 0.99^{**}$$



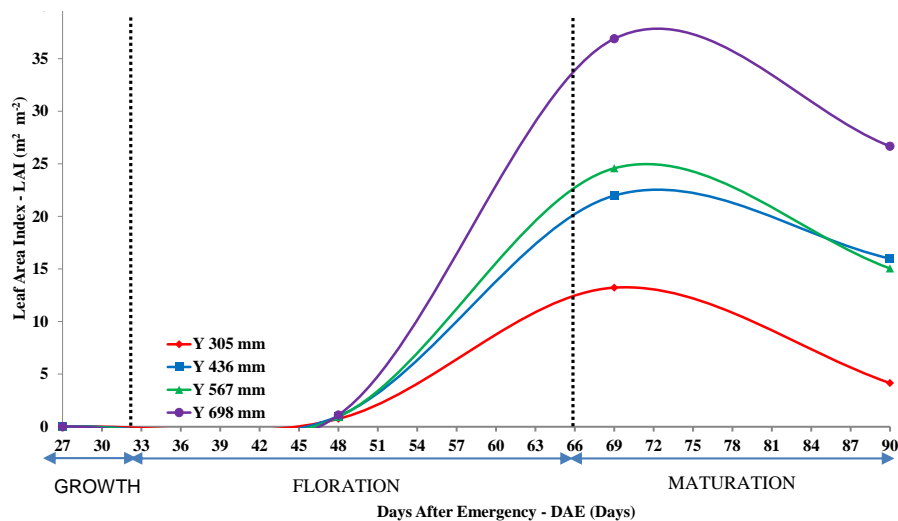
**Figure 6.** Curves and adjusted growth equations of growth of leaf area of sesame BRS 196 CNPA G4 over the cycle for each of applied irrigation depths. Barbalha, CE State, Brazil, 2012.

$$Y_{305\text{ mm}} = \frac{952.1^{**}}{x} \exp \left[ -0.5 \left( \frac{\ln \left( \frac{x}{72.3^{**}} \right)}{0.2^{**}} \right)^2 \right], R^2 = 0.99^*$$

$$Y_{436\text{ mm}} = \frac{1940.5^{**}}{x} \exp \left[ -0.5 \left( \frac{\ln \left( \frac{x}{78.3^{**}} \right)}{0.2^{**}} \right)^2 \right], R^2 = 0.99^{**}$$

$$Y_{567\text{ mm}} = \frac{2077.7^{**}}{x} \exp \left[ -0.5 \left( \frac{\ln \left( \frac{x}{76.9^{**}} \right)}{0.2^{**}} \right)^2 \right], R^2 = 0.99^{**}$$

$$Y_{698\text{ mm}} = \frac{3356.3^{**}}{x} \exp \left[ -0.5 \left( \frac{\ln \left( \frac{x}{78.3^{**}} \right)}{0.2^{**}} \right)^2 \right], R^2 = 0.99^{**}$$



**Figure 7.** Curves and adjusted equations of leaf area index of sesame BRS 196 CNPA G4 throughout the cycle for each of the applied irrigation depths. Barbalha, CE State, Brazil, 2012

Severino et al. (2002), with sesame CNPA G4, and Grilo Junior and Azevedo (2013), with sesame BRS Seda. For Abdelgadir et al. (2009) and Rashid et al. (2010), the GRLA and the LAI, of sesame, which occur from the Floration to physiological maturity, is greater, and after that period it decreases sharply.

The evolution of the LAI (Figure 7) followed the pattern of annual plants, recommended by Allen et al. (2006), which is a slow initial phase followed by a rapid growth phase until another one with a sharp decrease after the physiological maturity, probably due, according to Benincasa (2003) and Grilo Junior and Azevedo (2013), to the senescence and the subsequent leaves fall.

An increase was noticed, from the floration, proportional to the irrigation in  $L_a$  and in the LAI with higher values in the depths of 698, 567, 436 and 305 mm, respectively (Figures 6 and 7). These results are similar to Kassab et al. (2005) in Egypt, with sesame Giza 32. The growth pattern was also found with corn (Meneghetti et al., 2008). It was also found that, in the smaller depth, the decreases in  $L_a$  and LAI started earlier, about 5 days before the other depths (Figures 6 and 7). This is probably due to water stress suffered by plants in that depth. According to Taiz and Zeiger (2009), if the plants suffer water stress after substantial development of leaf area, the leaves get old and fall.

None of the non-linear regression models used was fitted to the data of absolute and relative growth rates in leaf area (AGRLA and RGRLA). Finally, the applied irrigation depths did not alter the normal growth pattern in plant height, stem diameter and leaf area expected for sesame, but they differed from each other in plant height, RGRH, stem diameter, AGRSD, RGRSD and leaf area values throughout the sesame cycle (Figures 1 to 7).

## Conclusions

- 1) Height, stem diameter, leaf area and leaf area index of sesame BRS 196 CNPA G4 increased with irrigation.
- 2) The highest growth occurred until 70 or 75 DAE;
- 3) The highest growth was obtained, in general, in 698 mm of irrigation depth.

## CONFLICT OF INTERESTS

The authors have not declared any conflict of interest.

## REFERENCES

- Abdelgadir HA, Johnson SD, Van Staden J (2009). Effect of foliar application of plant growth regulators on flowering and fruit set in *Jatropha curcas* - A potential oil seed crop for biodiesel. S. Afr. J. Bot. 75 (2):391-391.
- Abdulla R, Chan ES, Ravindra P (2011). Biodiesel production from *Jatropha curcas*: a critical review. Crit. Rev. Biotechnol. 31(1):53-64.
- Allen RG, Pereira LS, Raes D, Smith M (2006). Evapotranspiración del cultivo: Guías para la determinación de los requerimientos de agua em los cultivos. Rome: FAO. 298 p.
- Amaral JAB do, Silva MT (2008). Evapotranspiração e coeficiente de cultivo do gergelim por manejo de irrigação. Rev. Bras. Oleag. Fib. 12(1):25-33.
- Andrade PB (2009). Potenciais polinizadores e requerimentos de polinização do gergelim (*Sesamum indicum*) 75 p. Dissertação (Mestrado em Zootecnia). Universidade Federal do Ceará, Fortaleza.
- Barcelos MD, Garcia A, Marciel Junior VA (2007). Análise de crescimento da cultura da batata submetida ao parcelamento da adubação nitrogenada em cobertura, em um Latossolo Vermelho-Amarelo. Cienc. Agrotecn. 31(1):21-27.
- Benincasa MP (2003). Análise de crescimento de plantas (noções básicas). 2.ed. Jaboticabal: Funep 41p.
- Bernardo S, Soares AA, Mantovani EC (2009). Manual de irrigação. 8 ed. Viçosa: UFV. 625p.
- Cardoso GD, Alves PL da CA, Beltrão NE de M, Barreto AF (2006). Uso da análise de crescimento não destrutiva como ferramenta para avaliação de cultivares. Rev. de Biol. e Cienc. da Terra. 6(2):79-84.
- Chakraborty GS, Sharma G, Kaushik KN (2008). *Sesamum indicum*: a review. J. Herb. Med. Tox. 2:15-19.
- Farias RA, Soares AA, Sedyama GC, Ribeiro CAAS (2000). Demanda de irrigação suplementar para a cultura do milho no Estado de Minas Gerais. Rev. Bras. Eng. Agríc. Amb. 4(1):46-50.
- Fontes PCR, Dias EM, Silva DJH (2005). Dinâmica do crescimento, distribuição de matéria seca na planta e produção de pimentão em ambiente protegido. Hortic. Bras. 23(1):94-99.
- Grilo Júnior JAS, Azevedo PV (2013). Crescimento, desenvolvimento e produtividade do gergelim BRS Seda na Agrovila de Canudos, em Ceará Mirim (RN). Hol. 29(2):19-33.
- Kassab OM, El-Noemani AA, El-Zeiny HA (2005). Influence of some irrigation systems and water regimes on growth and yield of sesame plants. J. Agron. 4(3):220-224.
- Kim KS, Park SH, Jenks MA (2006). Changes in leaf cuticular waxes of sesame (*Sesamum indicum* L.) plants exposed to water deficit. J. Pl. Phys. 164:1134-1143.
- Leela T, Naresh B, Reddy MS, Madhusudhan NC, Cherku PD (2011). Morphological, physico-chemical and micropropagation studies in *Jatropha curcas* L. and RAPD analysis of the regenerants. Appl. Energy 88(6):2071-2079.
- Meneghetti AM, Santos RF, Nóbrega LHP, Martins GI (2008). Análise de crescimento de mini milho submetido a lâminas de irrigação. Act. Scient. Agron. 30(2):211-216.
- Mesquita JBR, Azevedo BM, Campelo AR, Fernandes CNV, Viana TVA (2013). Crescimento e produtividade da cultura do gergelim (*Sesamum indicum* L.) sob diferentes níveis de irrigação. Irrigation 18(2):364-375.
- Ramos AM, Santos LAR, Fortes LTG (2009). Normais climatológicas do Brasil: 1961-1990. Brasília: INMET. 465p.
- Rashid M, Anwar F, Jamil A, Bhatti HN (2010). *Jatropha curcas* seed oil as a viable source for biodiesel. Pak. J. Bot. 42(1):575-582.
- Reis GG, Muller MW (1978). Análise de crescimento de plantas - mensuração do crescimento. Belém, CPATU 35p.
- Santos MS, Barros HMM, Martins ESCS, Sampaio M, Lima VLA, Beltrão NEM, Sampaio FMAS (2010). Irrigação com efluente do reator UASB em duas cultivares de gergelim no semiárido paraibano. Rev. Tecn. Cienc. Agrop. 4(1):27-30.
- Severino LS, Beltrão NEM, Cardoso GD, Farias VA, Lima CLD (2002). Análise do crescimento e fenologia do gergelim cultivar CNPA G4. Rev. Bras. Oleag. Fib. 6(3):599-608.
- Sigma Plot for Windows (2011). version 12.0. Systat Software.
- Silva LC, Santos JW, Vieira DJ, Beltrão NEM, Alves I, Jerônimo JF (2002). Um método simples para se estimar área foliar de plantas de gergelim (*Sesamum indicum* L.). Rev. Bras. Oleag. Fib. 6(1):491-496.
- Taiz L, Zeiger E (2009). Fisiologia vegetal. 4.ed. Porto Alegre: Artmed. 819p.
- Viana TVA, Lima AD, Marinho ABM, Duarte JML, Azevedo BM, Costa SC (2012). Lâminas de irrigação e coberturas do solo na cultura do girassol, sob condições semiáridas. Irrigation 17(2):126-136.
- Were BA, Onkware AO, Gudu S, Welander M, Carlsson AS (2006). Seed oil content and fatty acid composition in East African sesame (*Sesamum indicum* L.) accessions evaluated over 3 years. F. Crops Res. 97:254-260.