



INICIO

CRÉDITOS

COMITÉS

CONTENIDO

SESIÓN I

SESIÓN II

SESIÓN III

SESIÓN IV

ANEXOS

Estoque de carbono no solo e volume de serapilheira em sistemas silvopastoris com diferentes cultivares de eucalipto e arranjos espaciais

Soil carbon stock and litter volume in silvopastoral systems with different *Eucalyptus* cultivars and spatial arrangements

C. A. dos Santos; A. F. Oliveira*; L. C. Gonçalves; M. C. M. Viana;
M. M. Gontijo Neto; E. A. Silva; A. M. Q. Lana

Department of Animal Science, Federal University of Minas Gerais, 31270-901, Belo Horizonte, MG, Brazil; *alanfigueiredodeoliveira@yahoo.com.br

Abstract

The objective of this study was to evaluate the soil carbon stock and litter volume in silvopastoral systems (SSP) implemented with *Urochloa decumbens* and different *Eucalyptus* cultivars and spatial arrangements. The SSP was implemented with the spatial arrangements of (3x2) + 20 m (434 trees ha⁻¹), (2x2) + 9 m (909 trees ha⁻¹) and 9x2 m (556 trees ha⁻¹) formed by the *Eucalyptus* cultivars GG100, I144 and VM 58. Soil samples at 0 to 20 and 0 to 40 cm depths were collected in SSP in 2011 and 2015 to determine soil carbon stock. The soil carbon stock was 38.5% higher in 2015 compared to 2011 (111 vs. 80.7 Mg ha⁻¹), which represented an annual sink of 6.22 Mg ha⁻¹ and indicates an increase in carbon stock over years. Litter volume was greater under the canopy than between trees, probably due to the greater drop in biomass in this location. The silvopastoral systems showed similar volumes of litter and soil carbon, which indicates that the evaluated arrangements have similar capacities to store carbon.

Keywords: *integration livestock-forest, production system, tropical forage, shading, nutrients cycling.*

Palavras-chave: *integração pecuária-floresta, sistema de produção, forragem tropical, sombreamento, ciclagem de nutrientes.*

Introduction

The increase in the world's human population and consumption pattern has increased the pressure for greater food production and to preserve natural resources for future generations (IPCC, 2020). In this context, Brazil plays a central role due to its large area of agricultural land and food production capacity. Meanwhile, Brazil is still recognized for its poor environmental indicators due to the conversion of native vegetation areas to agricultural



INICIO

CRÉDITOS

COMITÉS

CONTENIDO

SESIÓN I

SESIÓN II

SESIÓN III

SESIÓN IV

ANEXOS

production using conventional management. The large area with degraded pastures in Brazil is one of the main negative factors for the national agriculture sustainability. It is estimated that approximately 70% of the pasture areas show some degradation degree (Dias-Filho, 2014), mainly due to the unsuitable stocking rate and the lack of soil fertility maintenance. In this context, the silvopastoral system (SSP) is an alternative for degraded pastures recovery and increasing production systems profitability (Braz *et. al.*, 2013; Torres *et. al.*, 2017).

The native vegetation conversion into conventionally managed agricultural areas reduces soil carbon stocks due to the greater soil plowing and higher organic matter exposure (Tivet *et. al.*, 2013). Sá *et. al.*, (2015) observed a reduction in soil organic carbon stock from 0.58 to 0.67 Mg C ha.year⁻¹ with the conventional planting use compared to conservationist systems, probably due to less breakdown of macroaggregates and exposure of organic matter for microbial oxidation. Tivet *et. al.*, (2013) showed that higher biomass decomposition, lower exposure of organic matter to oxidation, higher interaction of carbon with sesquioxides, lower turnover of macroaggregates and higher presence of polysaccharides from plants (shoot and root) result in greater aggregation of particles in the soil, favoring the formation of macro and microaggregates and increasing the stability of carbon in the soil.

The SSP is an efficient strategy to restore soil carbon stocks in these degraded areas. The soil non-disturbance, nutrients cycling from deeper layers, tree and forage robust root system, microclimate alteration and greater litter volume are the main factors that increase soil carbon stocks in SSP (Vicente *et. al.*, 2016; Cardinael *et. al.*, 2018; Almeida *et. al.*, 2021). Moreira *et. al.*, (2022) observed soil carbon stock 44.8% (194 vs 134 Mg ha⁻¹) higher in silvopastoral systems implemented with *U. brizantha* cv. Piatã and *Eucalyptus* with compared to native vegetation in the Brazilian Cerrado biome. However, there is still little information on the effect of different arrangements and *Eucalyptus* cultivars on soil carbon stocks in SSP in Brazil. Thus, the objective of this study was to evaluate the soil carbon stock and litter volume in SSP implemented with *U. decumbens* and different *Eucalyptus* cultivars and spatial arrangements.

Material e Methods

Experimental area characterization

The experiment was carried out in the Cerrado biome at the Minas Gerais Agricultural Research Corporation (Epamig) Santa Rita Experimental Field. This experimental field is located in the Prudente de Morais municipality,



INICIO

CRÉDITOS

COMITÉS

CONTENIDO

SESIÓN I

SESIÓN II

SESIÓN III

SESIÓN IV

ANEXOS

Minas Gerais, Brazil (19°27'15" S; 44°09'11" W; 732 m altitude). The climate is Cwa type, with humid subtropical averages with hot and rainy summer and dry winter (warmer temperature over 22°C) (Alvares *et. al.*, 2013). The climatological data during the experiment and last 30 years historic are shown in figure 1. The soil is classified as red ferralsols (WRB, 2006).

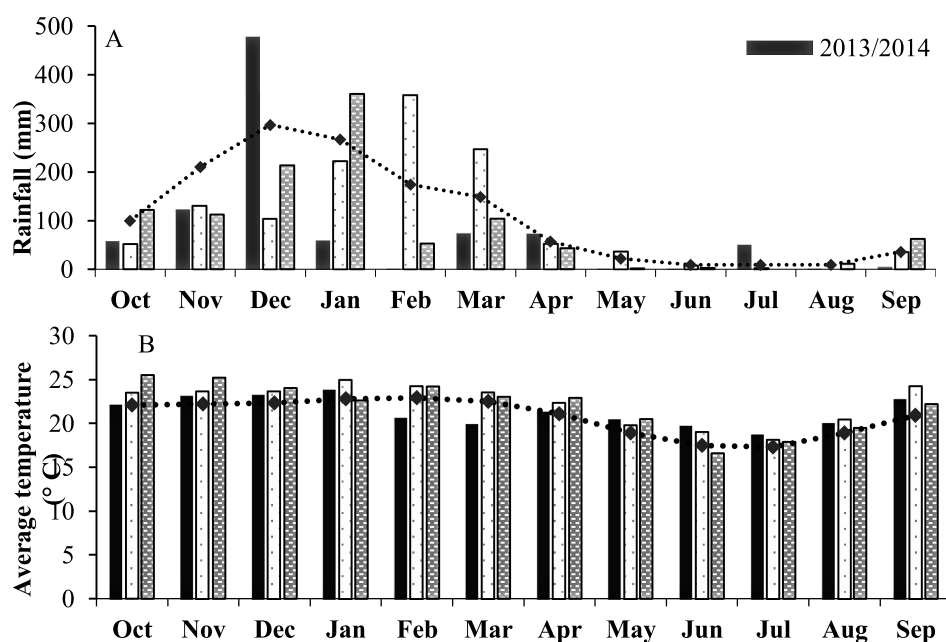


Figure 1. Monthly rainfall (A) and average temperature (B) during the experimental period and last 30 years climatological historic in the experimental area. Source: National Institute of Meteorology (INMET).

Historic of experimental area and treatments

A 10ha pasture area of *U. decumbens* implanted in 1993 was converted into an integrated crop-livestock-forest system (ICLFS) in 2008 as a strategy to recover pasture productivity. In the ICLFS implantation year, ants control, desiccation of the entire vegetation cover and the application of 2000 kg ha⁻¹ of dolomitic limestone to correct the soil pH were performed. For planting, conventional preparation was carried out with plowing and harrowing the entire area and subsoiling in the *Eucalyptus* planting rows. An amount of 400 kg ha⁻¹ of reactive natural phosphate was applied in the entire area soil. The *Eucalyptus* was planted at the beginning of the system establishment. In the first three agricultural cycles (2009/2010, 2010/2011 and 2011/2012) maize (*Zea mays*) was grown intercropped with *U. decumbens* cv. Basilisk between *Eucalyptus* rows. The maize was planted 1.5 m from the *Eucalyptus* rows. In the fourth agricultural cycle, only the *U. decumbens* cv. Basilisk pasture was implemented and the system was converted to SSP.



INICIO

CRÉDITOS

COMITÉS

CONTENIDO

SESIÓN I

SESIÓN II

SESIÓN III

SESIÓN IV

ANEXOS

During the evaluations, the system was characterized as SSP composed of *Eucalyptus* arranged in two double rows spatial arrangements [(3x2) + 20 m, with three meters between trees, two meters between rows and 20 m between ranks (434 trees ha⁻¹) and (2x2) + 9 m, with two meters between rows, two meters between trees and nine meters between ranks (909 trees ha⁻¹)] and in a simple row spatial arrangement [9x2 m, with two meters between trees and nine meters between ranks (556 trees ha⁻¹)]. The trees rows were established in the east-west direction. In each arrangement, rows were implanted with the *Eucalyptus* cultivars GG100, I144 (*E. grandis* x *E. urophylla*) and VM 58 (*E. grandis* x *E. camaldulensis*).

The pasture maintenance fertilization in SSP was carried out with 100 kg ha⁻¹ of nitrogen (N) and 100 kg ha⁻¹ of K₂O in the 2014/2015 agricultural cycle and 100 kg ha⁻¹ of N, 40 kg ha⁻¹ of K₂O and 50 kg ha⁻¹ of P₂O₅ in the 2015/2016 agricultural cycle. The first fertilizations were made in December. The amount of N used was divided into two applications and the second application was carried out in March 2015 and 2016. The correctives and fertilizers applications followed the recommendations described by Ribeiro *et. al.*, (1999).

Soil carbon stock and litter volume

The soil samples were collected in December 2011 and 2015 in the three SSP spatial arrangements. Sampling was carried out under trees canopy and between the tree rows (Figure 2) in 0 to 20 and 20 to 40 cm layers. In each experimental unit, one subsample was collected in each row with the three *Eucalyptus* cultivars and the average of these three subsamples was considered a repetition.

The soil organic carbon content determination was carried out according to Nelson and Sommers (1982) in a carbon analyzer. The soil carbon stocks (Mg ha⁻¹) in each soil layer were estimated by Eq (1): Soil carbon stock = d x μ x e; Where: d = apparent soil density in the studied layer (g cm⁻³); μ = soil C content (%); e = studied soil layer depth (cm).

Litter sampling was carried out in June 2014 and 2016 under trees canopy and between the tree rows (Figure 2). The litter inside the area delimited by the metallic frame was collected, weighed, used to determine dry matter (DM) and considered the repetition. After DM determining, the litter volume per area was estimated by Eq (2): Litter volume (g DM m⁻²) = (litter biomass collected in 1m² x litter DM).



INICIO

CRÉDITOS

COMITÉS

CONTENIDO

SESIÓN I

SESIÓN II

SESIÓN III

SESIÓN IV

ANEXOS



Figure 2. Soil and litter sample collection scheme in the silvopastoral system in the arrangements (3x2) + 20 m (a) and in (2x2) + 9 m and 9x2 m (b)

Statistical analysis

Three replicates per treatment were used and the data were analyzed in random blocks with split-split-plot arrangement, with the spatial arrangement in the plot, the sampling site or depth in the subplot and the agricultural cycle in the sub-subplot. All data were submitted to the Lilliefors and Bartlett tests to verify the distribution of normality and homoscedasticity, respectively. The data were submitted to variance analysis according to the statistical models: $Y_{ijkm} = \mu + B_m + A_i + l_{im} + S_j + (AS)_{ij} + \alpha_{ijk} + C_k + (AC)_{ik} + (SC)_{jk} + (ASC)_{ijk} + \gamma_{ijkm}$. Where: Y_{ijkm} = observation of arrangement i , sample site or depth j , of agricultural year k , in block m ; μ = overall average effect; B_m = effect of block m , where $m = 1, 2$ and 3 ; A_i = effect of arrangement i , where $i = (3 \times 2) + 20$ m, $(2 \times 2) + 9$ m and 9×2 m; l_{im} = effect of random error attributed to the portion of arrangement i in block m ; S_j = sample site or depth, where $j =$ the center of the plot and under the tree canopy or $-0-20$ and $20-40$; $(AS)_{ij}$ = effect of the arrangement and sample site interaction or depth; α_{ijm} = random error attributed to the sub-portion of arrangement i , the sample site or the depth j of block m ; C_k = effect of year k , where $k = 2011$ and 2015 (carbon) and 2014 and 2016 (litter); $(AC)_{ik}$ = effect of arrangement and year interaction; $(SC)_{jk}$ = effect of interaction between sample site or depth and year; $(ASE)_{ijk}$ = effect of the interaction between arrangement, sample site or depth and year; γ_{ijkm} = random error attributed to the sub-subplot of arrangement i , at the sample site or depth j , year K of block m . To compare the treatment means in the SSP, the Student-Newman-Keuls test (SNK) at 5% probability of error was used. All analyzes were performed using the R Core Team (2019) software.

Results

The experimental area soil chemical characteristics at 0 to 20 and 20 to 40 cm depths are shown in table 1.



XII CONGRESO INTERNACIONAL
Sistemas Silvopastoriles
URUGUAY 2023

INICIO

CRÉDITOS

COMITÉS

CONTENIDO

SESIÓN I

SESIÓN II

SESIÓN III

SESIÓN IV

ANEXOS

Table 1. Experimental area soil chemical characteristics at 0 to 20 and 20 to 40 cm depth.

Soil depth (cm)	pH ¹	H+Al ²	Al ³	Ca ³	K ⁴	P ⁴	OM ⁵ (dag kg ⁻¹)
		Cmol _c dm ⁻³			Mg dm ⁻³		
0 to 20	5.4	7.5	0.2	3.2	70.3	3.7	4.3
20 to 40	5.3	7.6	0.6	2.5	56.7	3.7	4.3

¹pH in water suspension at a rate of 1:2.5; ²Extractor Ca (OAc)₂ 0.5 mol pH 7.0; ³Extractor KCl 1 mol L⁻¹; ⁴Extractor Merlich-1; ⁵Method Walkley and Black, reported in decagrams per kilogram.

The litter volume showed a significant interaction between year and sampled site in the SSP ($p=0.01$). The litter volume increased 59.7% from 2014 to 2016 in the two sampled sites (239 vs. 596 g m⁻²). In addition, in 2014 the litter volume was 58.6% higher under the canopy compared to between tree rows (294 vs. 185 g m⁻²) (Figure 3).

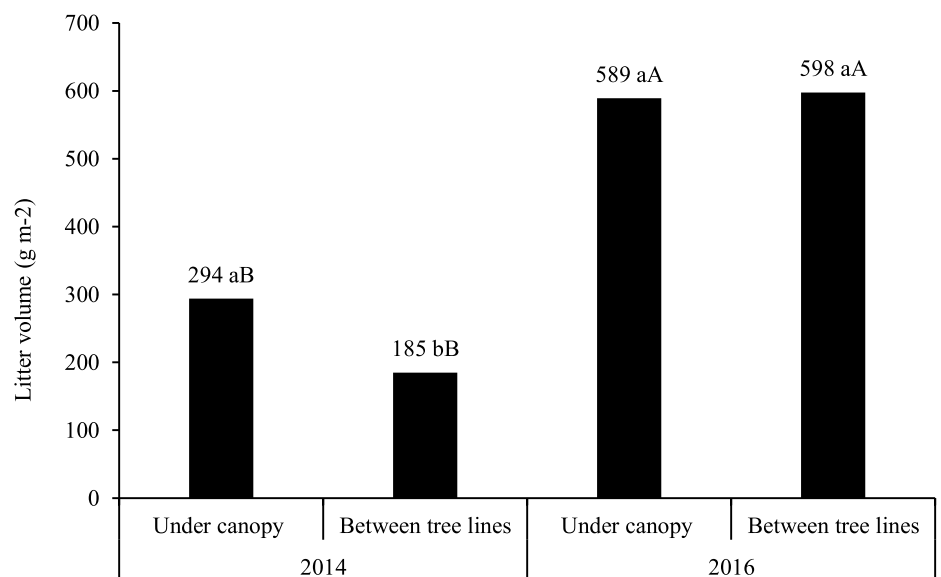


Figure 3. Litter volume (g m⁻²) in silvopastoral system under canopy and between the *Eucalyptus* rows in 2014 and 2016. Lowercase letters compare the site within the same year and uppercase letters compare the year within the same site by SNK test. SEM = 43.7; p -value = 0.01.

The soil carbon content and stock were 38.7% (2.58 vs. 1.86 dag (decagram) kg⁻¹) and 38.5% (111 vs. 80.7 Mg ha⁻¹) higher ($p<0.001$) in 2014 compared to 2011, which represented a sink of 6.22 Mg ha⁻¹ year⁻¹ (Figure 4).



INICIO

CRÉDITOS

COMITÉS

CONTENIDO

SESIÓN I

SESIÓN II

SESIÓN III

SESIÓN IV

ANEXOS

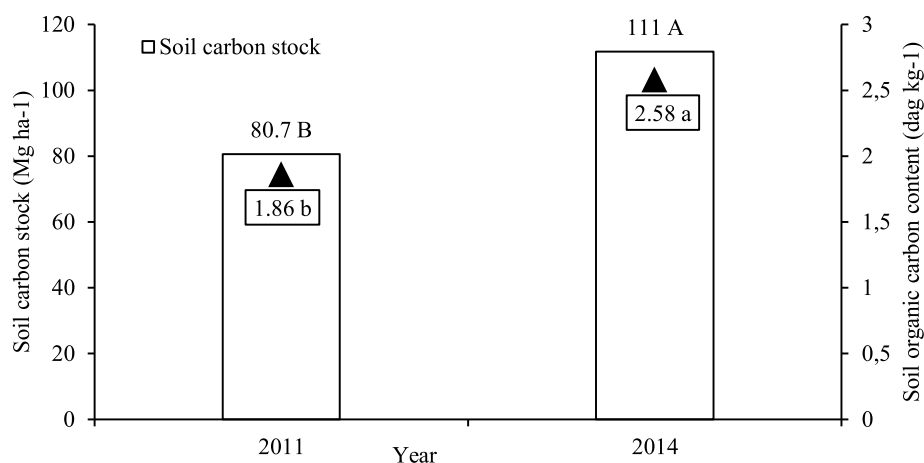


Figure 4. Soil carbon content (dag kg⁻¹) and carbon stock (Mg ha⁻¹) in the 0 to 40 cm layer in 2011 and 2014 in different SSP spatial arrangements with *Urochloa decumbens* and *Eucalyptus* spp. Means followed by different letters differ by the SNK test. Soil carbon content - SEM = 0.06; p-value = 0.0001 / Soil carbon stock - SEM = 2.51; p-value = 0.0001.

The soil carbon content and stock were not influenced ($p > 0.05$) by the SSP arrangements and sampled site (Table 2). The mean values of soil organic carbon content was 22.1 g kg⁻¹ and carbon stock was 96.1 Mg C ha⁻¹ in the 0 to 40 cm layer.

Table 2. Soil organic carbon content (g kg⁻¹) and carbon stock (Mg C ha⁻¹) in the 0 to 40 cm layer in different SSP spatial arrangements with *Urochloa decumbens* and *Eucalyptus* spp.

Parameter	SSP spatial arrangement			SEM	p-value
	(3x2) + 20 m	(2x2) + 9 m	9x2 m		
Soil organic carbon content	22.2	23.0	21.0	0.600	0.563
Soil carbon stock	96.2	98.4	93.9	2.770	0.564
	Site				
	Between tree rows	Under tree canopy			
Soil organic carbon content	22.0	22.4		0.400	0.514
Soil carbon stock	97.0	95.4		1.710	0.520

(3x2) + 20 m = spatial arrangements with three meters between trees, two meters between rows and 20 m between ranks (434 trees ha⁻¹); (2x2) + 9 m = spatial arrangements with two meters between rows, two meters between trees and nine meters between ranks (909 trees ha⁻¹); 9x2 m = spatial arrangements with simple row, with two meters between trees and nine meters between ranks (556 trees ha⁻¹); SEM = standard error of mean. Means followed by different letters on the line differ by the SNK test ($p < 0.05$).



INICIO

CRÉDITOS

COMITÉS

CONTENIDO

SESIÓN I

SESIÓN II

SESIÓN III

SESIÓN IV

ANEXOS

Discussion

The SSP was efficient in increasing the soil carbon stock ($6.22 \text{ Mg ha}^{-1} \text{ year}^{-1}$) (Figure 4). Increases in the soil carbon stock in SSP were also observed by Torres *et. al.*, (2017), Almeida *et. al.*, (2021) and Moreira *et. al.*, (2022) using *Eucalyptus* in Latin America and by Howlett *et. al.*, (2011) and Haile *et. al.*, (2010) using *Pinus* in Europe and North America. Although there are many differences in soil biochemical processes between tropical and temperate regions, these results show a similar trend of increasing carbon stocks in different areas of the world. These increases in soil carbon stock in SSP usually are attributed to the soil protection against erosion, greater carbon cycling in litter, lower soil disturbance, greater root content mainly in the deeper layers and organic matter stabilization (Nair *et. al.*, 2009; Silveira *et. al.*, 2014).

Moreira *et. al.*, (2022) observed a carbon stock between 175 and 210 Mg ha^{-1} (up to 1 m deep) in SSP with *Eucalyptus* in the Brazilian Cerrado and that SSP had higher carbon stock than native vegetation. These results show that silvopastoral systems have high capacity to store carbon and can improve the indicators of Brazilian livestock. These authors also observed a higher stock and content of soil carbon in older systems. This increase was probably due to tree growth that increases the nutrient cycling from deeper layers, which increases the soil litter deposition (Oliveira *et. al.*, 2016; Cardinael *et. al.*, 2018). Another explanation is exudate release by tree roots (Baah-Acheamfour *et. al.*, 2015), which contribute to soil aggregate formation and to increase protection of organic matter against microbial decomposition (Nair *et. al.*, 2009).

Sarto *et. al.*, (2020) did not observe differences in carbon stocks among a SSP at 8 years after planting, the monoculture of *U. brizantha* and the native vegetation. On the other hand, Almeida *et. al.*, (2021) observed higher SCS in a SSP with 4 years of plantation with *U. brizantha* and *Eucalyptus cloeziana* or *Eucalyptus urograndis* with 14 m between ranks compared to degraded areas. This observation associated with the results of the present study indicates that SSP are able to increase SCS, offset emissions from other productive sectors and meet the low-carbon agriculture goals in tropical regions.

The litter volume increase (Figure 3) indicates that in SSP the increase in nutrient cycling and the greater carbon supply to the soil through litter are responsible for the increase in carbon stocks. In addition, the lower soil disturbance increases the organic matter protection against degradation, which increases the soil carbon permanence. The main mechanisms for soil carbon stabilization are physical protection of organic matter against



INICIO

CRÉDITOS

COMITÉS

CONTENIDO

SESIÓN I

SESIÓN II

SESIÓN III

SESIÓN IV

ANEXOS

decomposers due to inaccessibility in aggregates, selective preservation due to the organic compounds recalcitrance and the organomineral interaction on sesquioxides surface (Dieckow *et. al.*, 2009; Tivet *et. al.*, 2013).

The results of the present study showed that older systems have more litter, which increases the incorporation of carbon in the soil. Moreira *et. al.*, (2022) observed litter volume of 206 kg ha⁻¹ in SSP with *Eucalyptus*, values similar to those observed in the present study. In addition, the authors observed higher concentrations of particulate organic carbon (14.3 vs. 7.16 g kg⁻¹) and particulate organic nitrogen (0.686 vs. 0.319 g kg⁻¹) in 7-year-old SSP compared to SSP with 5 years; and higher concentrations of particulate organic carbon and nitrogen in 7-year-old SSP compared to native vegetation. The particulate organic carbon fractions are particles from fungi hyphae and plant residue decomposition recently formed. Increasing these fractions is important to increase soil carbon and these results show that in SSP there is frequent cycling of these nutrients in the soil.

Another important result of this study is the increase in the carbon stock in soils occupied with pastures. In Brazil, deforestation and pastures implantation without suitable management are responsible for the pasture degradation occurrence and carbon loss from the soil to the atmosphere (Braz *et. al.*, 2013; Carvalho *et. al.*, 2014). Therefore, the results of this study show that SSP is able to sink carbon from the atmosphere and mitigate greenhouse gas emissions. According to the 2017 Agricultural Census (IBGE, 2017), 89.3% of Brazilian farms have an area of up to 100 ha. If 5% of the area of these farms were converted to SSP and obtained the same soil carbon increase as the present study, 151 tons of carbon could be stocked in the soil of each farm.

However, to really obtain this large carbon stock at the national level, it is necessary that SSPs are effectively implemented on commercial farms. The studies by Oliveira *et. al.*, (2022) and Oliveira *et. al.*, (2023) showed that the planning of tree arrangements in SSP, mainly considering tree density, distance between rows and planting orientation, needs to be done with technical criteria so as not to negatively impact the productivity and profitability of the systems.

Conclusion

The SSP is able to sink carbon from the atmosphere and increase the soil carbon stock. The SSP use makes it possible to reverse the carbon loss process in degraded pastures and to mitigate GHG emissions from livestock.



INICIO

CRÉDITOS

COMITÉS

CONTENIDO

SESIÓN I

SESIÓN II

SESIÓN III

SESIÓN IV

ANEXOS

Acknowledgment

The authors would like to thank to the Coordination for the Improvement of Higher Education Personnel (CAPES) for conceding the scholarship; the Veterinary School of UFMG, the Minas Gerais State Research Support Foundation (FAPEMIG), the National Council for Scientific and Technological Development (CNPQ) and the Experimental field Santa Rita for the infrastructure and support in conducting the experiment.

References

- Almeida, L.L.S., Frazão, L.A., Lessa, T.A.M., Fernandes, L.A., Veloso, Á.L.C., Lana, A.M.Q., Souza, I.A., Pegoraro, R.F., Ferreira, E.A., 2021. Soil carbon and nitrogen stocks and the quality of soil organic matter under silvopastoral systems in the Brazilian Cerrado. *Soil Tillage and Research* 205, 104785.
- Alvares, C.A., Stape, J.L., Sentelhas, P.C., Gonçalves, J.L.M., Sparovek, G., 2013. Köppen's climate classification map for Brazil. *Meteorologische Zeitschrift* 22, 711-728.
- Baah-Acheamfour, M., Chang, S.X., Carlyle, C.N., Bork, E.W., 2015. Carbon pool size and stability are affected by trees and grassland cover types within agroforestry systems of western Canada. *Agriculture, Ecosystems & Environment* 213, 105–113.
- Braz, S.P., Urquiaga, S., Alves, B.J.R., Jantalia, C.P., Guimarães, A.P., Santos, C.A., Santos, S.C., Pinheiro, E.F.M., Boddey, R.M., 2013. Soil carbon stocks under productive and degraded *Brachiaria* pastures in the Brazilian Cerrado. *Soil Science Society of America Journal* 77, 914-928.
- Cardinael, R., Guenet, B., Chevallier, T., Dupraz, C., Cozzi, T., Chenu, C., 2018. High organic inputs explain shallow and deep SOC storage in a long-term agroforestry system—combining experimental and modeling approaches. *Biogeosciences* 15, 297–317.
- Carvalho, J.L.N., Raucci, G.S., Frazão, L.A., Cerri, C.E.P., Bernoux, M., Cerri, C.C., 2014. Crop-pasture rotation: a strategy to reduce soil greenhouse gas emissions in the Brazilian Cerrado. *Agriculture Ecosystem and Environment* 183, 167-175.
- Dias-Filho, M.B., 2014. Diagnóstico das Pastagens no Brasil. Embrapa Amazônia Oriental (Documentos 402), Belém, PA, pp. 38.
- Dieckow, J., Bayer, C., Conceição, P.C., Zanatta, J.A., Martin-Neto, L., Milori, D.B.M., Salton, J.C., Macedo, M.M., Mielniczuk, J., Hernani, L.C., 2009. Land use, tillage, texture and organic matter stock and composition in tropical and subtropical Brazilian soils. *European Journal of Soil Science* 60, 240-249.
- Haile, S.G., Nair, V.D., Nair, P.R., 2010. Contribution of trees to carbon storage in soils of silvopastoral systems in Florida, USA. *Global Change Biology* 16, 427-438.
- Howlett, D.S., Mosquera-Losada, M.R., Nair, P.K., Nair, V.D., Rigueiro-Rodríguez, A., 2011. Soil carbon storage in silvopastoral systems and a treeless pasture in northwestern Spain. *Journal of Environmental Quality* 40, 825-832.
- INSTITUTO BRASILEIRO DE GEOGRAFIA E ESTATÍSTICA. Censo Agropecuário 2017: Dados Definitivos. <https://www.ibge.gov.br/estatisticas/economicas/agricultura-e-pecuaria/21814-2017-censo-agropecuario.html> (accessed 29 may 2020).
- IPCC. 2020. Summary for Policymakers. In: *Climate Change and Land: an IPCC special report on climate change, desertification, land degradation, sustainable land management, food security, and greenhouse gas fluxes in terrestrial ecosystems*. Available at <https://www.ipcc.ch/srccl/chapter/summary-for-policymakers/> (accessed 15 January 2023).



INICIO

CRÉDITOS

COMITÉS

CONTENIDO

SESIÓN I

SESIÓN II

SESIÓN III

SESIÓN IV

ANEXOS

- Moreira, E.D.S., Oliveira, A.F., dos Santos, C.A., Gonçalves, L.C., Viana, M.C.M., Marriel, I.E., Lana, Â.M.Q., 2022. Soil carbon stock and biological activity in silvopastoral systems planted with *Eucalyptus grandis* in a tropical climate. *Soil Research* 60, 705-718.
- Nair, P.R., Nair, V.D., Kumar, B.M., Haile, S.G., 2009. Soil carbon sequestration in tropical agroforestry systems: a feasibility appraisal. *Environmental Science & Policy* 12, 1099-1111.
- Nelson, D.W., Sommers, L.E., 1982. Total carbon, organic carbon and organic matter, in: Page, A.L., Miller, R.H., Keeney, D.R., (Eds.), *Methods of soil analysis: chemical and microbiological properties*, American Society of Agronomy, Madison, pp. 539-579
- Oliveira, A.F., Menezes, G.L., Goncalves, L.C., de Araujo, V.E., Ramirez, M.A., Júnior, R.G., Lana, A.M.Q., 2022. Pasture traits and cattle performance in silvopastoral systems with *Eucalyptus* and *Urochloa*: Systematic review and meta-analysis. *Livestock Science* 262, 104973.
- Oliveira, A.F., Menezes, G.L., Gonçalves, L.C., de Araújo, V.E., Ramirez, M.A., Júnior, R.G., Lana, Â.M.Q., 2023. Effects of shading on tropical grass characteristics and cattle performance in silvopastoral systems: systematic review and meta-analysis. *Animal Production Science*.
- Oliveira, W.R.D., Ramos, M.L.G., de Carvalho, A.M., Coser, T.R., Silva, A.M.M., Lacerda, M.M., Souza, K.W., Marchão, R.L., Vilela, L., Pulrolnik, K. 2016. Dynamics of soil microbiological attributes under integrated production systems, continuous pasture, and native cerrado. *Pesquisa Agropecuária Brasileira* 51, 1501–1510.
- R Core Team., 2019. R: A language and environment for statistical computing. R Foundation for Statistical Computing, Vienna, Austria. URL <https://www.R-project.org/>.
- Ribeiro, A.C., Guimaraes, P.T.G., Alvarez, V.H., 1999. *Recomendações para o uso de corretivos e fertilizantes em Minas Gerais*, CFSEMG, Viçosa, pp. 360.
- Sá, J.C.M., Séguy, L., Tivet, F., Lal, R., Bouzinac, S., Borszowskei, P.R., Briedis, C., Santos, J.B., Hartman, D.C., Bertoloni, C.G., Rosa, J., Friedrich, T., 2015. Carbon depletion by plowing and its restoration by no-till cropping systems in oxisols of subtropical and tropical agroecoregions in Brazil. *Land Degradation & Development* 26, 531-543.
- Sarto, M.V.M., Borges, W.L.B., Sarto, J.R.W., Pires, C.A.B., Rice, C.W., Rosolem, C.A., 2020. Soil microbial community and activity in a tropical integrated crop-livestock system. *Applied Soil Ecology* 145, 103350.
- Silveira, M.L., Xu, S., Adewopo, J., Franzluebbbers, A.J., Buonadio, G., 2014. Grazing land intensification effects on soil C dynamics in aggregate size fractions of a Spodosol. *Geoderma* 230, 185-193.
- Tivet, F., Sa, J.C.M., Lal, R., Briedis, C., Borszowskei, P.R., Santos, J.B., Farias, A., Eurich, G., Hartman, D.C., Nodalny Junior, M., Bouzinac, S., Séguy, L., Bouzinac, S., 2013. Aggregate C depletion by plowing and its restoration by diverse biomass-C inputs under no-till in sub-tropical and tropical regions of Brazil. *Soil Tillage and Research* 126, 203-218.
- Torres, C.M.M.E., Jacovine, L.A.G., Olivera Neto, S.N., Fraisse, C.W., Soares, C.P.B., Castro Neto, F., Ferreira, L.R., Zanuncio, J.C., Lemes, P.G., 2017. Greenhouse gas emissions and carbon sequestration by agroforestry systems in southeastern Brazil. *Scientific Report* 7, 1-7.
- Vicente, L.C., Gama-Rodrigues, E.F., Gama-Rodrigues, A.C., 2016. Soil carbon stocks of Ultisols under different land use in the Atlantic rainforest zone of Brazil. *Geoderma Regional* 7, 330-337.
- World Reference Base for Soil Resources., 2006. *A Framework for International Classification, Correlation and Communication*, Food and Agriculture Organization of the United Nation, Rome, pp. 145.